

MORE THAN JUST SPECIAL EFFECTS



Momento® is also formulated with low VOC and contains no lead, mercury, chrome or heavy metals. It is recommended for interior walls.

- ✓ No Bubbling
- ✓ No Peeling
- ✓ Long Lasting
- ✓ Works Well with Uneven Walls

Apply Momento® Special Effect Paint with the Momento® Toolkit for best results.



Momento®

Special Effect Paint

EVERY STROKE,
A SPECIAL TEXTURE.

For master strokes of style and colour, go beyond matt, satin or pearl and add a luxurious finish to your feature walls and rooms.

The Textured Paint series is a premium line of opaque Momento® Special Effect Paint that can be applied in lieu of traditional wall paint, transforming ordinary interiors into enchanting works of art.



Introspect MS 150

Michael Pizarro Interior Design, Philippines

"The concept I was striving for has natural and earthy tones underlining the aesthetics. I feel that SPARKLE SERIES introduces a sense of individuality that I was looking for with its unique texture, and works well with the space."

MICHAEL PIZARRO — Interior Designer


SURFACE PREPARATION

- 01 REPAIR**
Remove all loose, defective paint or powdery residue. Repair cracks and uneven surfaces with Multi-purpose Joint Compound.
- 02 CLEAN**
Clean the area thoroughly and let it dry. Make sure it is free of dirt, grease and other foreign matter.
- 03 PAINT**
Allow all surfaces to dry completely prior to painting.
- 04 PROTECT**
Safeguard your masterpiece against dirt and water with 1 to 2 coats of Momento® Clear Coat.

Create your ELEGANT masterpiece



Scan to watch the instruction video.



STEP 01
Apply 2 coats of Momento® Primer onto surface using a roller.



STEP 02
Paint 1 coat of any ELEGANT variant using a thick scoop of paint and spread evenly on the wall.




STEP 03
After 20 - 30 minutes, when it's semi-dry, use the spatula to gently smooth over the painted surface.

Create your SPARKLE masterpiece




Scan to watch the instruction video.




STEP 01
Apply 2 coats of Momento® Primer onto surface using a roller.



STEP 02
Paint 1 coat of any SPARKLE variant using irregular criss-cross strokes.




STEP 03
After 30 minutes, touch up with a thin layer of 2nd coat.



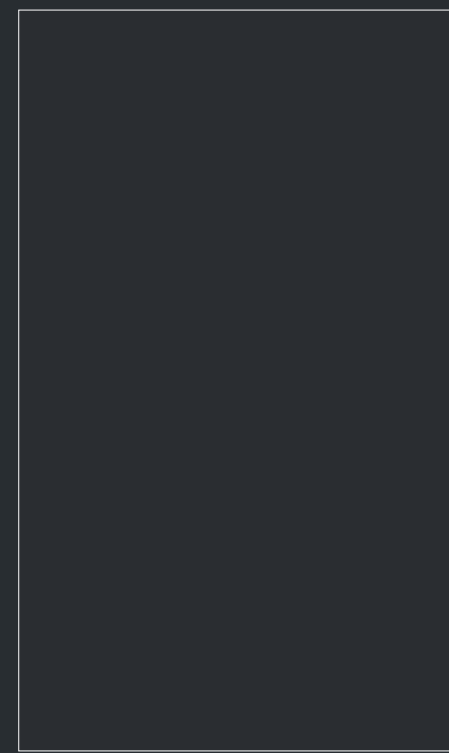
STEP 04
After 10 - 15 minutes, when it's semi-dry, use the spatula to gently smooth over the painted surface.

PAINT ON DIFFERENT SURFACES



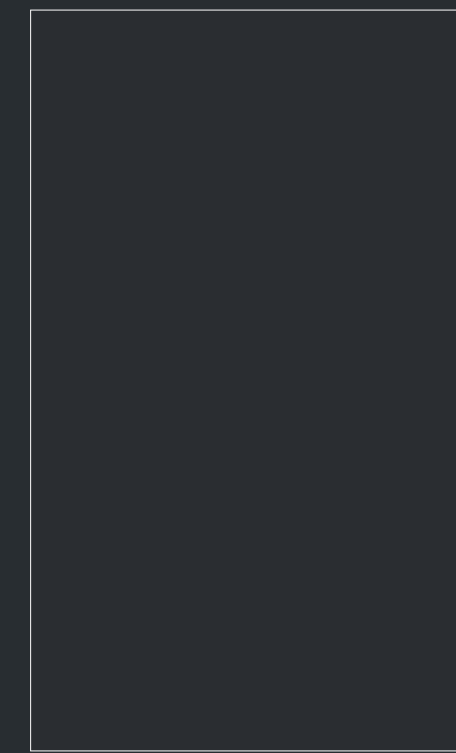
NIPPON PAINT (M) SDN. BHD. (7516-H)
Lot 1-17, Taman Perindustrian Subang Utama, Jalan SU 4,
40300 Shah Alam, Selangor Darul Ehsan, Malaysia.
☎ 1-800-88-2663 📧 customercare@nipponpaint.com.my
🌐 www.nipponpaint.com.my 📘 facebook.com/nipponpaintmalaysia

SPARKLE SILVER



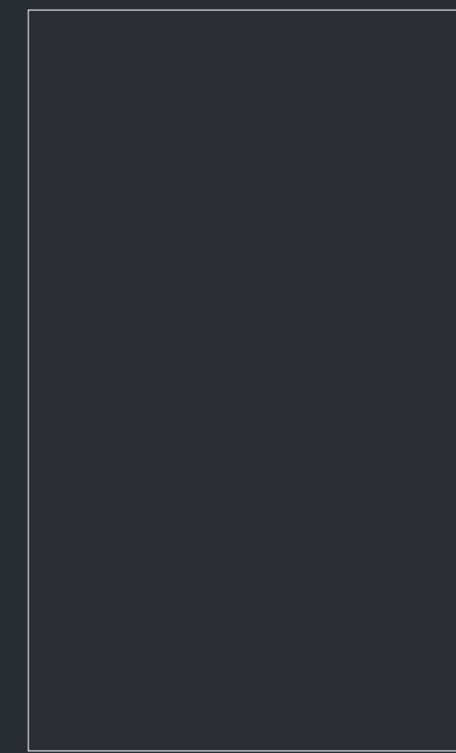
Monument

SPARKLE GOLD



MS 146 Ambition

SPARKLE PEARL



MG 161 Aquamarine

MP 072



TURN ORDINARY WALLS INTO EXTRAORDINARY WORKS OF ART

Cream Comfort MG 159

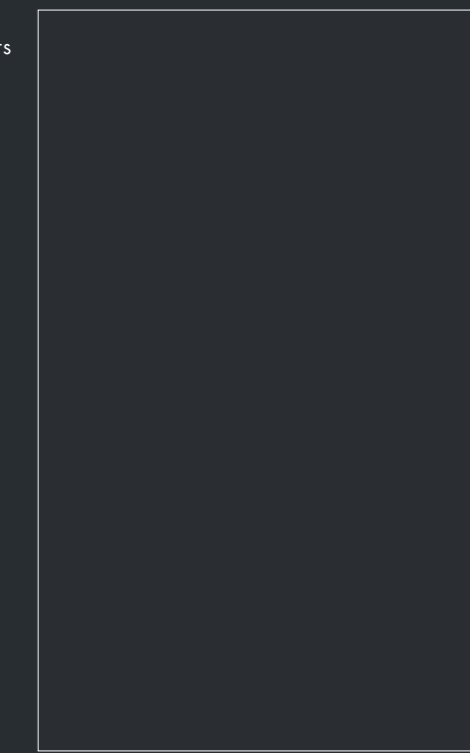


Choco Latte ME 040

"This ELEGANT rustic-looking wall makes me feel 'real'. I love how this paint gives me the opportunity to express and interpret the colours in the manner that appeals most to me."

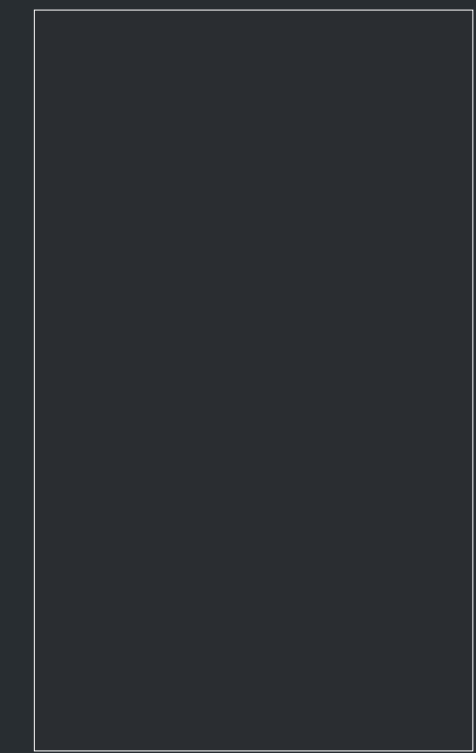
SHIKIN SHURIANI SHUKOR — Homeowner

ELEGANT



Apollo

ELEGANT GOLD



ME 039

Scarlet

MEG 008

All colours shown in this colour card are as close to actual Nippon Paint colours as modern printing techniques permit. Colour appearance/finishing will vary according to amount of coats, style of strokes applied and individual painting methods.

MALAYSIA • HONG KONG • INDIA • PHILIPPINES • VIETNAM • INDONESIA • THAILAND • KOREA • CHINA • BANGLADESH • SINGAPORE • TAIWAN • JAPAN • SRI LANKA • PAKISTAN



All colours shown in this colour card are as close to actual Nippon Paint colours as modern printing techniques permit. Colour appearance/finishing will vary according to amount of coats, style of strokes applied and individual painting methods.

ELEGANT

Create a stylish impression with luxurious matt textures and rich colours.



"Memento Special Effect works perfectly on wood laminates! Love it!"
Homeowner






All colours shown in this colour card are as close to actual Nippon Paint colours as modern printing techniques permit. Colour appearance/finishing will vary according to amount of coats, style of strokes applied and individual painting methods.

ELEGANT GOLD

Accentuate the opulent nature of your home with the luxurious Elegant Gold colours.



KNG Interior Design, Malaysia



KNG Interior Design, Malaysia

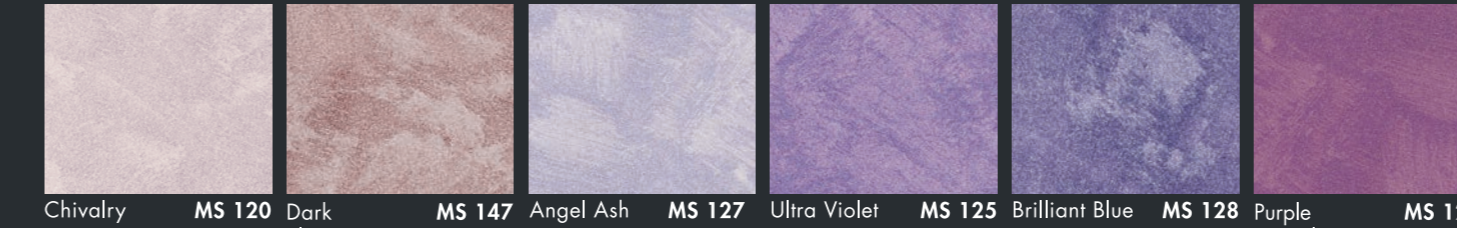
All colours shown in this colour card are as close to actual Nippon Paint colours as modern printing techniques permit. Colour appearance/finishing will vary according to amount of coats, style of strokes applied and individual painting methods.

SPARKLE SILVER



Create quiet luxury with glistening textures that shimmer and shine.



Rekaphosis Interior Sdn. Bhd., Malaysia




All colours shown in this colour card are as close to actual Nippon Paint colours as modern printing techniques permit. Colour appearance/finishing will vary according to amount of coats, style of strokes applied and individual painting methods.





SPARKLE GOLD

Create lavish ambience with majestic textures and a golden shine.



Deep White Design Sdn. Bhd., Malaysia



All colours shown in this colour card are as close to actual Nippon Paint colours as modern printing techniques permit. Colour appearance/finishing will vary according to amount of coats, style of strokes applied and individual painting methods.

